

# JOB DEMAND REPORT

## APRIL 2023

### HIGHLIGHTS

JOB POSTINGS BY THE NUMBERS				# OF DAYS POSTED	
POSTING COUNT	NEW THIS MONTH	COMPANIES	JOB BOARDS	AVERAGE	MEDIAN
3,123	1,743	1,237	22	20.0	21

### REPORT BUILDER

The default filter selection below will show all job demand data for the month. You can use the filters to create a customized report for the purpose of understanding a subset of the data.

#### OCCUPATION FILTERS

SKILL TYPE NAME / 1-DIGIT NOC	▼
MAJOR GROUP / 2-DIGIT NOC	▼
MINOR GROUP / 3-DIGIT NOC	▼
UNIT GROUP / 4-DIGIT NOC	▼
SKILL LEVEL	▼
JOB TYPE	▼
JOB DURATION	▼
ADDITIONAL LANGUAGE	▼
SPECIFIC JOB TAGS	▼

#### OTHER FILTERS

COMMUNITY	▼
MUNICIPALITY	▼
JOB BOARD	▼

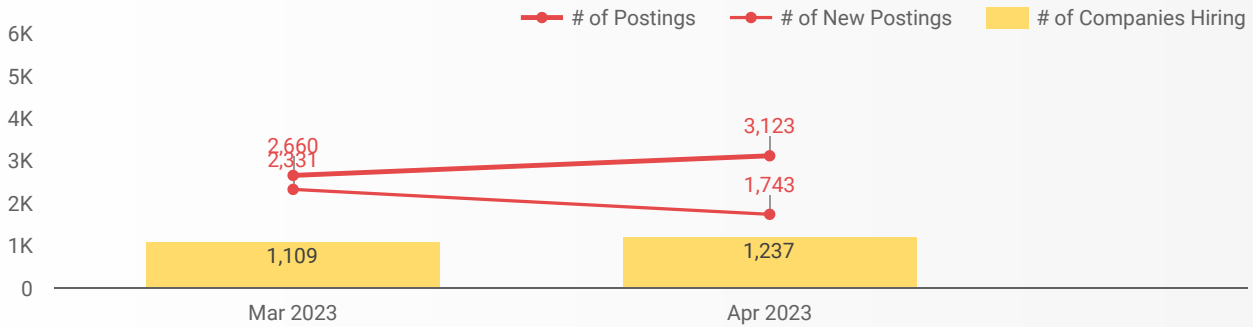
NOC = National Occupation Classification | NAICS = North American Industry Classification System

**Source:**

Job posting data is collected by Economic Development Lethbridge from job boards and employer websites that recruit candidates in the Lethbridge Census Metropolitan Area.

## JOB POSTINGS BY MONTH

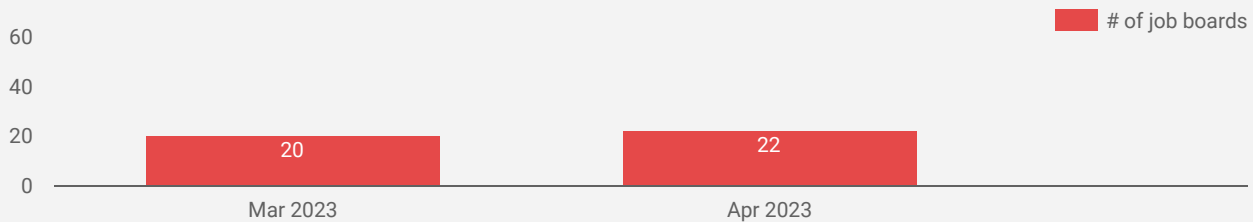
How many job postings were active for at least 1 day this month?



NOTE: This graph cannot be filtered using the controls on the cover page


## NUMBER OF ACTIVE JOB BOARDS

How many job postings were active for at least 1 day this month on these job boards?



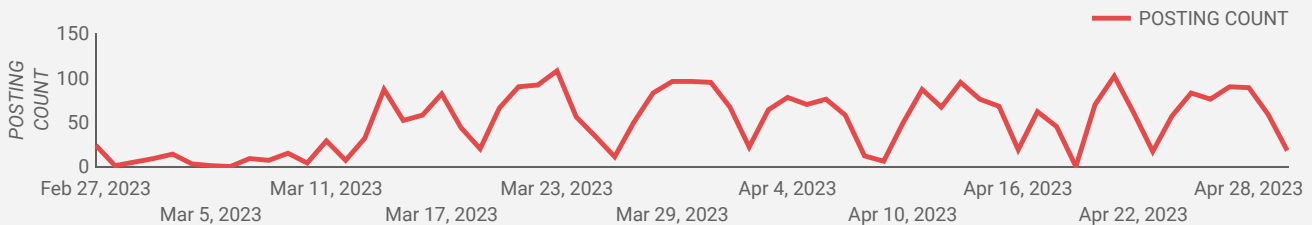
## AVG & MEDIAN POSTING LENGTH BY DAYS

How long are employers having to recruit for to find candidates to fill their job vacancies?



## POST DATE TIMELINE FOR THIS MONTH'S ACTIVE JOB POSTINGS

How many job postings were active for at least 1 day this month?



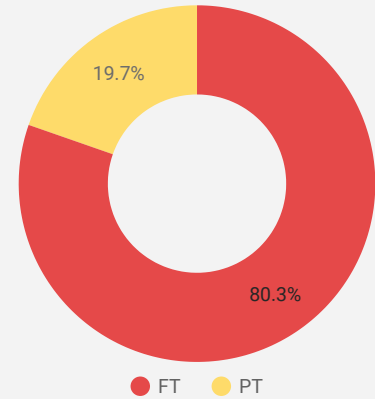
## JOB POSTINGS BY COMMUNITY

How many job postings were active for at least 1 day this month?

	MUNICIPALITY	POSTING COUNT	AVG POSTING LENGTH IN DAYS	MEDIAN POSTING LENGTH IN DAYS
1.	City of Lethbridge	2,871	20.1	21
2.	Town of Coaldale	137	18.8	21
3.	Town of Picture Butte	45	18.5	21
4.	Town of Nobleford	22	16.9	15
5.	Hamlet of Iron Springs	16	19.6	21
6.	Lethbridge County	8	15.4	15
7.	Hamlet of Turin	3	19.0	21
8.	Hamlet of Diamond City	3	15.0	15
9.	Hamlet of Chin	3	22.0	22
10.	Village of Barons	2	21.0	21

## JOB TYPE

Full-time vs Part-time



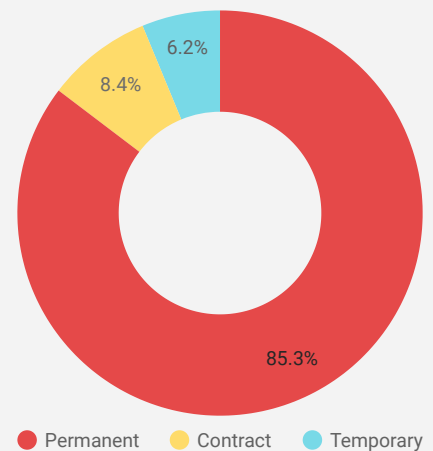
## JOB POSTINGS BY MUNICIPALITY

How many job postings were active for at least 1 day this month?

	COUNTY OR CITY	POSTING COUNT	AVG POSTING LENGTH IN DAYS	MEDIAN POSTING LENGTH IN DAYS
1.	City of Lethbridge	2,871	20.1	21
2.	Town of Coaldale	137	18.8	21
3.	Town of Picture Butte	45	18.5	21
4.	Lethbridge County	34	18.3	21
5.	Town of Nobleford	22	16.9	15

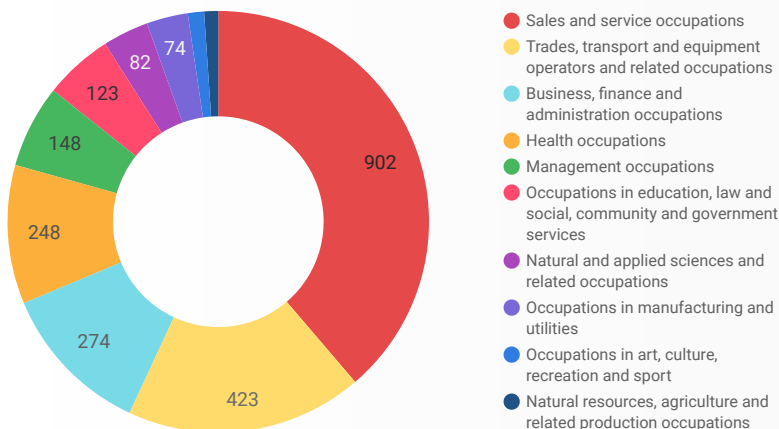
## JOB DURATION

Permanency of jobs posted



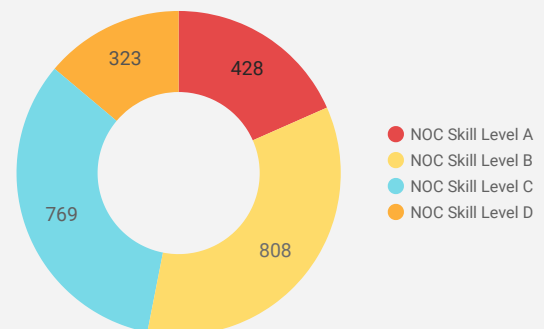
## JOB POSTINGS BY JOB CATEGORY

What broad occupational category is being recruited?



## JOB POSTINGS BY SKILL LEVEL

What education do occupations typically require?



Skill Level A = Usually University education | Skill Level B = Usually College education or Apprenticeship training | Skill Level C = Usually Secondary education or occupation-specific training | Skill Level D = Usually on-the-job training

## TOP HIRING EMPLOYERS & AGENCIES

Who is hiring?

	COMPANY	MUNICIPALITY	POSTINGS COUNT	AVG POSTING LENGTH IN DAYS	MEDIAN POSTING LENGTH IN DAYS
1.	Alberta Health Services	City of Lethbridge	98	15.1	21
2.	University of Lethbridge	City of Lethbridge	67	19.8	21
3.	Select People Solutions	City of Lethbridge	47	27.0	23
4.	Lethbridge College	City of Lethbridge	47	24.0	21
5.	Alberta Health Services / AHS	City of Lethbridge	40	null	null
6.	Lethbridge, City of	City of Lethbridge	38	21.3	21
7.	City of Lethbridge	City of Lethbridge	29	15.0	14
8.	Kijiji	City of Lethbridge	28	15.1	15
9.	Tollestrup Construction Inc	City of Lethbridge	27	20.3	21
10.	Express Employment Professionals	City of Lethbridge	22	24.0	21
11.	WALMART CANADA	City of Lethbridge	21	19.6	21
12.	Lethbridge School Division	City of Lethbridge	20	19.5	21
13.	Hire Standard	City of Lethbridge	19	25.1	22
14.	Select People Solutions / ali.alberta.ca	City of Lethbridge	17	31.2	31
15.	Green Acres Foundation	City of Lethbridge	17	20.0	21
16.	Walmart Canada Corp.	City of Lethbridge	17	21.0	21
17.	Shoppers Drug Mart Inc.	City of Lethbridge	16	21.0	21
18.	Covenant Health Alberta	City of Lethbridge	15	21.0	21
19.	Southland Trailer Corp.	City of Lethbridge	15	21.4	21
20.	Compass Group	City of Lethbridge	14	21.2	21
21.	Lowe's	City of Lethbridge	13	13.3	14
22.	Staples Canada ULC	City of Lethbridge	13	21.0	21
23.	Davis Auto Group	City of Lethbridge	13	21.5	21
24.	McCain Foods (Canada)	Town of Coaldale	13	17.3	16
25.	McCain Foods Inc.	Town of Coaldale	13	21.0	21
26.	Holy Spirit Roman Catholic Separate School Division	City of Lethbridge	12	21.0	21
27.	Save-On-Foods Limited Partnership	City of Lethbridge	12	21.7	21
28.	Lafarge Canada Inc	City of Lethbridge	12	21.0	21
29.	Green Acres Foundation	Town of Coaldale	12	21.0	21
30.	Covenant Health	City of Lethbridge	12	21.0	21
31.	Whissell	City of Lethbridge	12	21.0	21

## TOP HOURLY WAGES IN JOB POSTINGS

What are employers willing to pay to find the perfect candidate?

# of Minimum Wage Job Postings

90

	JOB TITLE	COMPANY	LOCATION	HOURLY WAGE ▾
1.	Journeyman/woman Plumber/gasfitter	Mr Rooter Plumbing of Lethbridge	City of Lethbridge	100 
2.	Physiotherapist	4 Elements Massage Clinic	City of Lethbridge	100 
3.	Pharmacist Needed For Travel Opportunity	RPI Consulting Group	City of Lethbridge	95 
4.	Relief Pharmacist	RPI Consulting Group	City of Lethbridge	60 
5.	Business Relationship Management Specialist	Lethbridge, City of	City of Lethbridge	57 
6.	Business Relationship Management Specialist	City of Lethbridge	City of Lethbridge	57 
7.	Esl Instructor (evening Instructor) (may-aug 2023)	Lethbridge College	City of Lethbridge	56 
8.	Supply Esl Instructor, Evening & Day (may-august, 2023)	Lethbridge College	City of Lethbridge	56 
9.	Supply Esl Instructor, Evening & Day (may-aug 2023)	Lethbridge College	City of Lethbridge	56 
10.	Full Time Hygienist	Lethbridge Dental Clinic	City of Lethbridge	55 
11.	Pharmacist (part Time)	Safeway	City of Lethbridge	52 

1 - 100 / 861 < >

## TOP SALARIES IN JOB POSTINGS

What are employers willing to pay to find the perfect candidate?

	JOB TITLE	COMPANY	LOCATION	ANNUAL SALARY ▾
1.	Owner Operator Truck Driver	Remwan Carriers	City of Lethbridge	350,000 
2.	Omni Assistant Manager	WALMART CANADA	City of Lethbridge	250,000 
3.	Business Development Advisor	Reliance Comfort Limited Partnership o/a Reliance Home Comfort	City of Lethbridge	200,000 
4.	Long Haul Class 1 Truck Driver (min. 2 Years Otr Experience)	R-KO Truck Lines Ltd.	City of Lethbridge	200,000 
5.	Outside Sales Advisor	Reliance Comfort Limited Partnership o/a Reliance Home Comfort	City of Lethbridge	200,000 
6.	Sales Advisor	Reliance Comfort Limited Partnership o/a Reliance Home Comfort	City of Lethbridge	200,000 
7.	Business Development Advisor	Reliance Home Comfort	City of Lethbridge	200,000 
8.	Sales Consultant	Gary Moe Lethbridge Chrysler Dodge Jeep Ram	City of Lethbridge	150,000 
9.	Lethbridge, Ab - Contract	Integrated Solutions	City of Lethbridge	150,000 

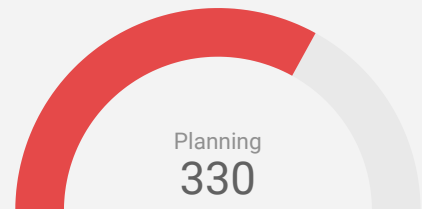
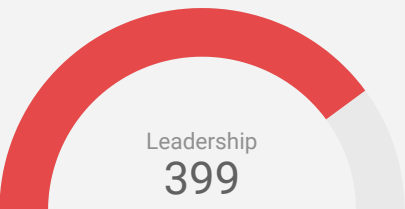
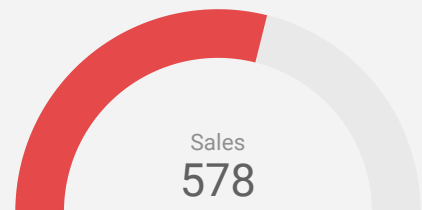
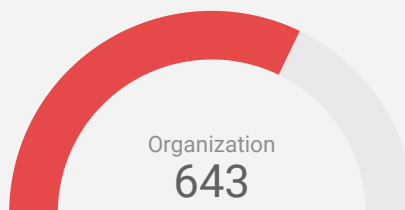
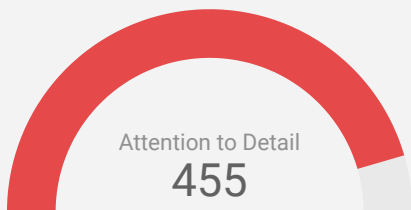
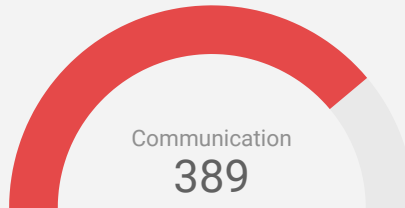
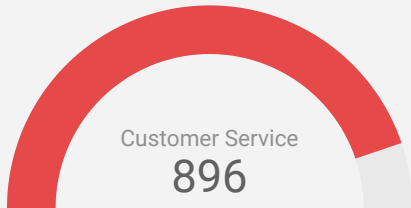
1 - 100 / 1044 < >

## TOP IN-DEMAND SKILLS

How many times were these skills found in job postings?

ACTIVE JOB POSTINGS THIS MONTH

3,123



## KEY JOB REQUIREMENTS

How often are these requirements desired in job postings?

ACTIVE JOB POSTINGS THIS MONTH

3,123



Driver's License  
85



First Aid  
229



Regular Access to a Ve  
106



Criminal Record Check  
283



Microsoft Office  
163



Food Safety  
81

## JOB POSTINGS BY SKILL LEVEL, FREQUENCY, & DURATION

What jobs are in-demand and/or hard to fill?

	4 DIGIT NOC	4 DIGIT NOC NAME	SKILL LEVEL	POSTING COUNT	AVG POSTING LENGTH IN DAYS	MEDIAN POSTING LENGTH IN DAYS
1.	6421	Retail salespersons	NOC Skill Level C	258	19.4	21
2.	6311	Food service supervisors	NOC Skill Level B	82	21.6	21
3.	6322	Cooks	NOC Skill Level B	76	20.3	21
4.	1241	Administrative assistants	NOC Skill Level B	68	19.6	21
5.	3012	Registered nurses and registered psychiatric nurses	NOC Skill Level A	64	20.8	21
6.	6711	Food counter attendants, kitchen helpers and related support occupations	NOC Skill Level D	63	20.6	21
7.	6552	Other customer and information services representatives	NOC Skill Level C	59	11.4	13
8.	3413	Nurse aides, orderlies and patient service associates	NOC Skill Level C	53	20.4	21
9.	621	Retail and wholesale trade managers	NOC Skill Level A	49	21.3	21
10.	7611	Construction trades helpers and labourers	NOC Skill Level D	49	20.0	21
11.	6733	Janitors, caretakers and building superintendents	NOC Skill Level D	47	19.3	21
12.	6731	Light duty cleaners	NOC Skill Level D	42	19.4	21
13.	7511	Transport truck drivers	NOC Skill Level C	37	18.0	21
14.	7514	Delivery and courier service drivers	NOC Skill Level C	32	17.9	21
15.	6211	Retail sales supervisors	NOC Skill Level B	32	21.2	21
16.	7312	Heavy-duty equipment mechanics	NOC Skill Level B	32	20.0	21
17.	7521	Heavy equipment operators (except crane)	NOC Skill Level C	32	19.4	21
18.	3131	Pharmacists	NOC Skill Level A	28	20.4	21
19.	9619	Other labourers in processing, manufacturing and utilities	NOC Skill Level D	27	20.1	21
20.	4412	Home support workers, housekeepers and related occupations	NOC Skill Level C	26	20.1	21
21.	4212	Social and community service workers	NOC Skill Level B	26	18.4	21
22.	7452	Material handlers	NOC Skill Level C	26	21.5	21
23.	7321	Automotive service technicians, truck and bus mechanics and mechanical repairers	NOC Skill Level B	23	20.4	21
24.	6513	Food and beverage servers	NOC Skill Level C	22	22.4	21
25.	7237	Welders and related machine operators	NOC Skill Level B	22	20.5	21
26.	6541	Security guards and related security service occupations	NOC Skill Level C	22	25.7	21
27.	6222	Retail and wholesale buyers	NOC Skill Level B	19	21.2	21
28.	1221	Administrative officers	NOC Skill Level B	18	20.0	21
29.	6611	Cashiers	NOC Skill Level D	18	19.4	21

## JOB POSTINGS BY 3-DIGIT NATIONAL OCCUPATION CLASSIFICATION

What jobs are hard to fill and/or in-demand?

	3 DIGIT NOC	3 DIGIT NOC NAME	SKILL LEVEL	POSTING COUNT	AVG POSTING LENGTH IN DAYS	MEDIAN POSTING LENGTH IN DAYS
1.	642	Retail salespersons	NOC Skill Level C	258	19.4	21
2.	673	Cleaners	NOC Skill Level D	104	19.7	21
3.	632	Chefs and cooks	NOC Skill Level B	90	20.4	21
4.	631	Service supervisors	NOC Skill Level B	86	22.1	21
5.	751	Motor vehicle and transit drivers	NOC Skill Level C	79	18.5	21
6.	124	Office administrative assistants - general, legal and medical	NOC Skill Level B	74	19.8	21
7.	341	Assisting occupations in support of health services	NOC Skill Level C	66	20.6	21
8.	301	Professional occupations in nursing	NOC Skill Level A	66	20.8	21
9.	671	Food counter attendants, kitchen helpers and related support occupations	NOC Skill Level D	63	20.6	21
10.	655	Customer and information services representatives	NOC Skill Level C	62	11.4	13
11.	731	Machinery and transportation equipment mechanics (except motor vehicles)	NOC Skill Level B	57	21.7	21
12.	761	Trades helpers and labourers	NOC Skill Level D	50	20.0	21
13.	062	Retail and wholesale trade managers	NOC Skill Level A	49	21.3	21
14.	421	Paraprofessional occupations in legal, social, community and education services	NOC Skill Level B	41	19.2	21
15.	122	Administrative and regulatory occupations	NOC Skill Level B	37	21.3	21
16.	961	Labourers in processing, manufacturing and utilities	NOC Skill Level D	37	20.0	21
17.	651	Occupations in food and beverage service	NOC Skill Level C	37	21.3	21
18.	752	Heavy equipment operators	NOC Skill Level C	36	19.3	21
19.	723	Machining, metal forming, shaping and erecting trades	NOC Skill Level B	33	20.7	21
20.	662	Other sales support and related occupations	NOC Skill Level D	33	21.8	21
21.	621	Retail sales supervisors	NOC Skill Level B	32	21.2	21
22.	732	Automotive service technicians	NOC Skill Level B	32	21.5	21
23.	313	Pharmacists, dietitians and nutritionists	NOC Skill Level A	31	20.1	21
24.	152	Supply chain logistics, tracking and scheduling co-ordination occupations	NOC Skill Level C	30	21.2	21
25.	111	Auditors, accountants and investment professionals	NOC Skill Level A	30	21.6	21
26.	622	Technical sales specialists in wholesale trade and retail and wholesale buyers	NOC Skill Level B	27	21.9	21
27.	441	Home care providers and educational support occupations	NOC Skill Level C	27	20.2	21
28.	745	Longshore workers and material handlers	NOC Skill Level C	26	21.5	21



## JOB POSTINGS BY 2-DIGIT NATIONAL OCCUPATION CLASSIFICATION

What jobs are hard to fill and/or in-demand?

	2 DIGIT NOC	2 DIGIT NOC NAME	SKILL LEVEL	POSTING COUNT	AVG POSTING LENGTH IN DAYS	MEDIAN POSTING LENGTH IN DAYS
1.	64	Sales representatives and salespersons - wholesale and retail trade	NOC Skill Level C	259	19.4	21
2.	63	Service supervisors and specialized service occupations	NOC Skill Level B	196	21.3	21
3.	67	Service support and other service occupations, n.e.c.	NOC Skill Level D	169	20.0	21
4.	65	Service representatives and other customer and personal services occupations	NOC Skill Level C	151	17.6	21
5.	12	Administrative and financial supervisors and administrative occupations	NOC Skill Level B	127	20.1	21
6.	75	Transport and heavy equipment operation and related maintenance occupations	NOC Skill Level C	127	18.9	21
7.	73	Maintenance and equipment operation trades	NOC Skill Level B	109	21.5	21
8.	72	Industrial, electrical and construction trades	NOC Skill Level B	102	20.6	21
9.	62	Retail sales supervisors and specialized sales occupations	NOC Skill Level B	76	20.4	21
10.	06	Middle management occupations in retail and wholesale trade and customer services	NOC Skill Level A	74	21.4	21
11.	31	Professional occupations in health (except nursing)	NOC Skill Level A	74	20.9	21
12.	30	Professional occupations in nursing	NOC Skill Level A	66	20.8	21
13.	34	Assisting occupations in support of health services	NOC Skill Level C	66	20.6	21
14.	11	Professional occupations in business and finance	NOC Skill Level A	56	20.4	21
15.	76	Trades helpers, construction labourers and related occupations	NOC Skill Level D	56	20.1	21
16.	66	Sales support occupations	NOC Skill Level D	51	21.0	21
17.	22	Technical occupations related to natural and applied sciences	NOC Skill Level B	49	20.9	21
18.	32	Technical occupations in health	NOC Skill Level B	42	18.8	21
19.	42	Paraprofessional occupations in legal, social, community and education services	NOC Skill Level B	41	19.2	21
20.	14	Office support occupations	NOC Skill Level C	41	18.2	21
21.	96	Labourers in processing, manufacturing and utilities	NOC Skill Level D	37	20.0	21
22.	21	Professional occupations in natural and applied sciences	NOC Skill Level A	33	18.9	21
23.	41	Professional occupations in law and social, community and government services	NOC Skill Level A	32	18.7	21
24.	15	Distribution, tracking and scheduling co-ordination occupations	NOC Skill Level C	31	21.2	21
25.	74	Other installers, repairers and servicers and material handlers	NOC Skill Level C	29	22.0	21
26.	44	Care providers and educational, legal and public protection support occupations	NOC Skill Level C	29	20.1	21
27.	01	Senior managers - construction, transportation, production and utilities	NOC Skill Level A	26	21.5	21

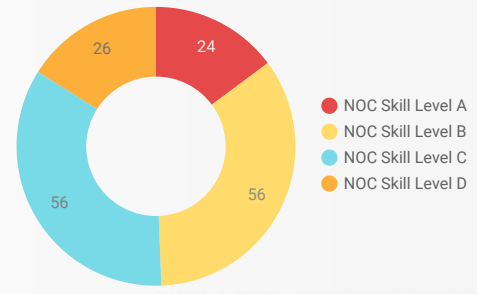
## MULTILINGUAL JOB POSTINGS BY THE NUMBERS

ACTIVE POSTINGS	NEW POSTINGS	COMPANIES	Languages	# OF DAYS POSTED
244	0	183	6	AVERAGE: 19.3 MEDIAN: 21

## MULTILINGUAL JOB POSTINGS BY SKILL LEVEL

What language skills are employers looking for by occupational skill level?

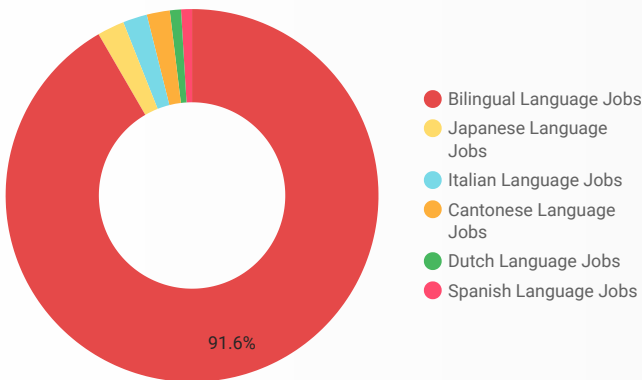
- 24 Skill Level A - Management/ Professional Occupations usually requiring University
- 56 Skill Level B - Usually college education or apprenticeship training
- 56 Skill Level C - Usually secondary education or occupation-specific training
- 26 Skill Level D - Usually on-the-job training



MUNICIPALITY	NOC Skill Level A	NOC Skill Level B	NOC Skill Level C	NOC Skill Level D
City of Lethbridge	22	51	54	24
Town of Coalhurst	2	2	1	
Town of Pictou		3		
Hamlet of Ironore			1	
Lethbridge County				1
Town of Noble				1

## LANGUAGE SKILLS BREAKDOWN

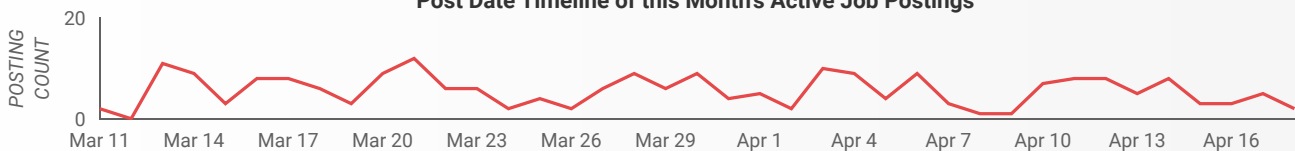
Which kinds of language skills do employers seek?



Languages	POSTING COUNT
1. Bilingual Language Jobs	228
2. Cantonese Language Jobs	6
3. Japanese Language Jobs	3
4. Italian Language Jobs	3
5. Spanish Language Jobs	2

1 - 6 / 6

### Post Date Timeline of this Month's Active Job Postings



## LANGUAGE SKILLS BEING RECRUITED BY JOB CATEGORY

What language skills are sought by 1-Digit NOC?

BROAD OCCUPATIONAL CATEGORY	Bilingual ...	Cantones...	Japanese...	Italian La...	Dutch La...	Spanish ...	Grand total
Business, finance and administration occup...	21						21
Health occupations	13						13
Management occupations	12					1	13
Natural and applied sciences and related o...	6						6
Natural resources, agriculture and related p...	1						1
Occupations in art, culture, recreation and s...	3		1				4
Occupations in education, law and social, c...	9					1	10
Occupations in manufacturing and utilities	4						4
Sales and service occupations	56	6	1	2	2		67
Trades, transport and equipment operators ...	22		1				23
<b>Grand total</b>	<b>147</b>	<b>6</b>	<b>3</b>	<b>2</b>	<b>2</b>	<b>2</b>	<b>162</b>

## MULTILINGUAL JOB POSTINGS BY MUNICIPALITY

What language skills are sought by 4-Digit NOC?

	MUNICIPALITY	JOB LANGUAGES ▾	AVG POSTING LENGTH IN DAYS	MEDIAN POSTING LENGTH IN DAYS
1.	City of Lethbridge	220	19.2	21
2.	Town of Coaldale	13	20.3	21
3.	Town of Picture Butte	4	19.5	21
4.	Lethbridge County	2	21.0	21
5.	Town of Nobleford	2	22.0	22
6.	Hamlet of Turin	1	21.0	21
7.	Hamlet of Iron Springs	1	21.0	21

1 - 7 / 7 < >

	UPPER TIER	JOB LANGUAGES ▾	AVG POSTING LENGTH IN DAYS	MEDIAN POSTING LENGTH IN DAYS
1.	City of Lethbridge	220	19.2	21
2.	Town of Coaldale	13	20.3	21
3.	Lethbridge County	4	21.0	21
4.	Town of Picture Butte	4	19.5	21
5.	Town of Nobleford	2	22.0	22

## LANGUAGE DEMAND BY JOB

What language skills are sought by 4-Digit NOC?

4 DIGIT NOC NAME	POSTINGS
1. Retail salespersons	19
2. Light duty cleaners	10
3. Administrative assistants	7
4. Retail and wholesale trade managers	7
5. Food counter attendants, kitchen helpers an...	6
6. Other customer and information services rep...	5
7. Cooks	5
8. Registered nurses and registered psychiatric ...	4
9. Nurse aides, orderlies and patient service as...	4
10. Early childhood educators and assistants	4
11. Professional occupations in advertising, mar...	3
12. Welders and related machine operators	3
13. Construction trades helpers and labourers	3
14. Electronic service technicians (household an...	3
15. Heavy-duty equipment mechanics	3
16. Home support workers, housekeepers and re...	3
17. Food and beverage servers	3
18. Chefs	2
19. Public works maintenance equipment operat...	2
20. Bartenders	2
21. Managers in agriculture	2
22. Receptionists	2
23. Social and community service workers	2
24. Plumbers	2
25. Food service supervisors	2
26. Shippers and receivers	2
27. Janitors, caretakers and building superintend...	2
28. Other labourers in processing, manufacturing...	2
29. Transport truck drivers	2
30. Pet groomers and animal care workers	2
31. Roofers and shinglers	2
32. Supervisors, finance and insurance office wo...	2

1 - 71 / 71 < >

## MULTILINGUAL HIRING EMPLOYERS

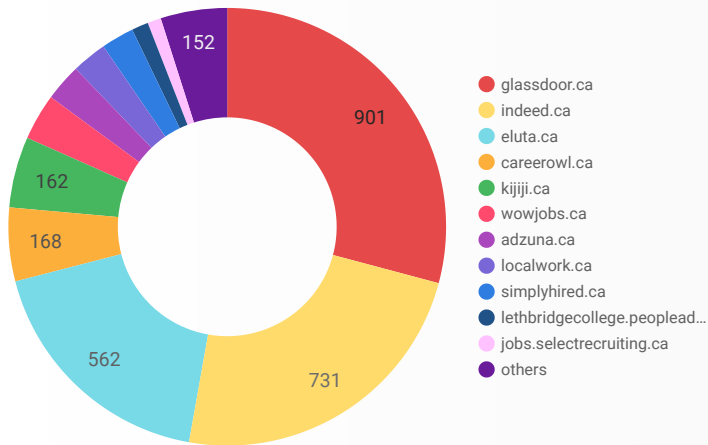
Which employers are seeking multilingual candidates?

COMPANY	POSTINGS
1. GigCx	7
2. BELL MOBILITY/BELL MOBILITÄ%	6
3. YMCA of Lethbridge	5
4. Covenant Care	4
5. Bell Canada	4
6. Blowers & Grafton	4
7. Express Employment Professionals	3
8. HOWARD BROWN CONSTRUCTION & ROOFING LTD.	3
9. Charlton & Hill Welding Ltd.	3
10. Fire Safety Services Ltd.	2
11. Vanee Farm Centre Inc	2
12. DMT Business Group	2
13. Grain Storage Solutions	2
14. VetShield Ltd	2
15. Lethbridge Quality Inn	2
16. Jog My Dog Plus Pet Solutions	2
17. Confidential	2
18. Nikka Yuko Japanese Garden	2
19. Select People Solutions	2
20. Aramark Canada Ltd.	2
21. CANADIAN TIRE GAS BAR	2
22. Papa John's	2
23. Mr. Lube	2
24. Cargill	2
25. D.A. Building Systems	2
26. Aramark	2
27. Northview Fund	2
28. Evergreen Landscaping Lethbridge Ltd	2
29. The Miracle Channel	2
30. Boathouse/ Blackwell Stores	2

1 - 50 / 183 < >

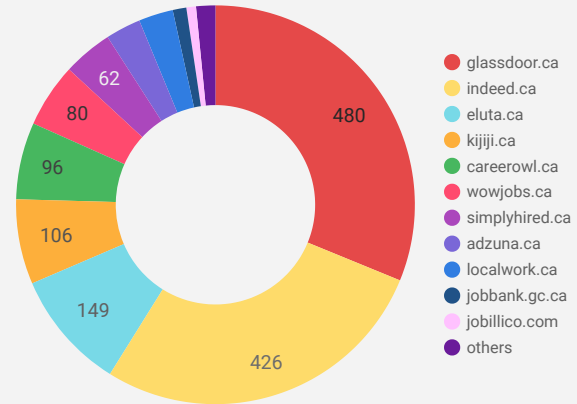
## JOB POSTINGS BY JOB BOARD

What share of unique job postings appear on each job board?



## COMPANIES BY JOB BOARD

What share of unique job postings appear on each job board?



## JOB POSTING DETAILS BY JOB BOARD

How does job posting activity differ by job board?

	JOB BOARD	POSTING COUNT	AVG POSTING LENGTH IN DAYS	MEDIAN POSTING LENGTH IN DAYS	# OF COMPANIES
1.	glassdoor.ca	901	21.1	21	480
2.	indeed.ca	731	20.0	21	426
3.	eluta.ca	562	21.2	21	149
4.	careerowl.ca	168	28.2	31	96
5.	kijiji.ca	162	15.1	15	106
6.	wowjobs.ca	106	14.2	14	80
7.	adzuna.ca	85	13.5	14	44
8.	localwork.ca	80	6.3	3	43
9.	simplyhired.ca	75	20.3	21	62
10.	lethbridgecollege.peopleadmin.ca	38	25.2	21	1
11.	careerarc.com	31	30.4	36	9
12.	jobs.selectrecruiting.ca	31	31.8	30	1
13.	tre.tbe.taleo.net	28	15.7	14	1
14.	jobillico.com	28	24.2	17	12
15.	careers.albertahealthservices.ca	25	10.3	6	1
16.	jobbank.gc.ca	21	10.5	10	17
17.	albertajobcentre.ca	8			5
18.	uleth.peopleadmin.ca	4			1